

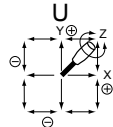
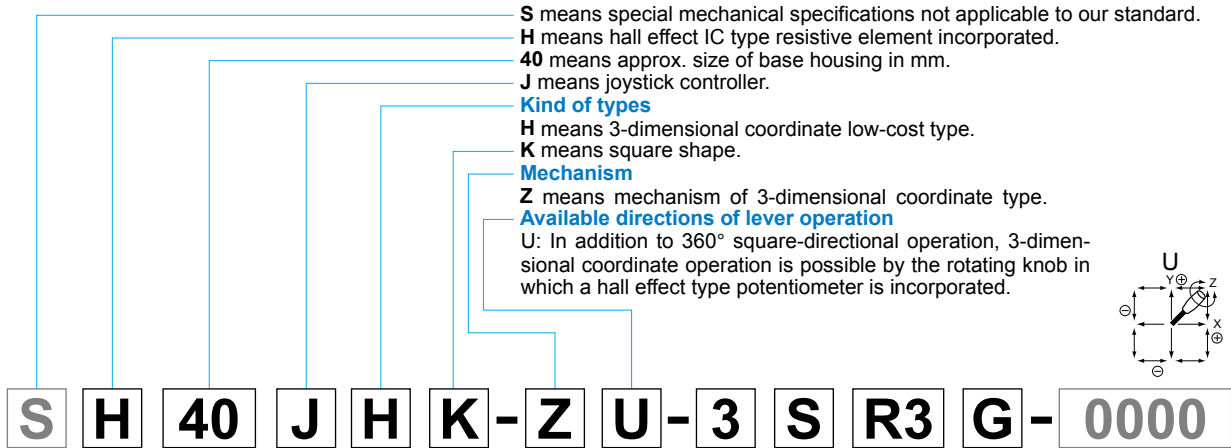
New Product

Model H40JH series

3-dimensional Coordinate Type

Potentiometer with a hall effect IC type resistive element

Nomenclature



Number of potentiometers to be incorporated

0...no potentiometer incorporated. 1...1 potentiometer incorporated.
 2...2 potentiometers incorporated. 3...3 potentiometers incorporated.

Number of output and kind of output characteristic

S...single output. X...dual cross output. P...dual parallel output.

With spring return device:

R3: with spring return device for 3-dimensional coordinate.

Mounting accessories:

G : with dust proof rubber cover.

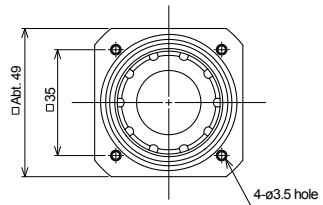
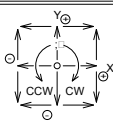
P : with sub-panel for mounting.

Special part number:

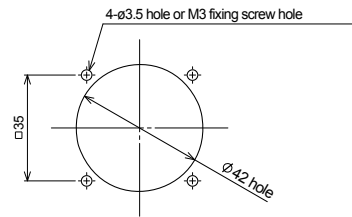
In case we produce customized products, we add 4-digit branch number.

Standard Dimensions

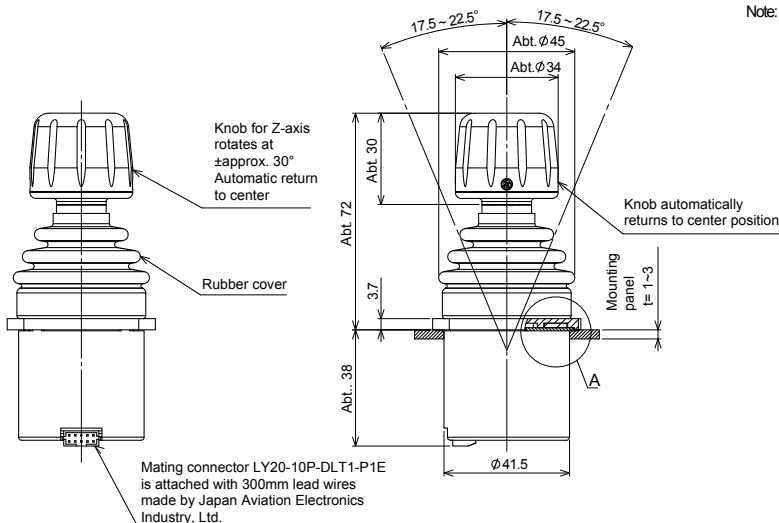
Direction of lever operation (U type)



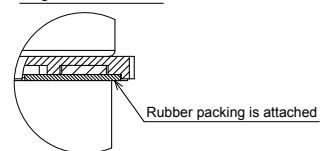
Panel Arrangements



Note: 4 pcs. of mounting screws (M3x10) are attached



Detailed cross-section diagram in the area A



(Unit : mm)

■ Standard specifications

Mechanical performance

Controlling range of operating lever: 3-dimensional coordinate type.

X and Y directions: $\pm 17.5^\circ \sim \pm 22.5^\circ$ from center position.

Z direction : $\pm 27.5^\circ \sim \pm 32.5^\circ$ from center position.

Operating force (standard spring return device: Automatically return to center)

X and Y directions: Approx. 1~2N(100~200gf)

Z direction : Approx. 40~60mN·m(400~600gf·cm)

Operating temperature range: $-20^\circ\text{C} \sim +60^\circ\text{C}$

Vibration: 10~55Hz 98m/s²

Shock: 294m/s²

Life expectancy: Approx. 2,000,000 operations.

Mass: Approx. 110g

Electrical performance

Hall effect IC type resistive element incorporated

- Applied voltage: $5V \pm 10\%$ D.C.

- Effective output: Approx. 0.5V~4.5V

- Electrical rotating angle: X and Y-axis: Approx. $\pm 20^\circ$ Z-axis: Approx. $\pm 30^\circ$

- Independent linearity tolerance: $\pm 3\%$

- Load resistance: over 10K Ω

Dielectric strength: 1 minute at 500V.A.C.

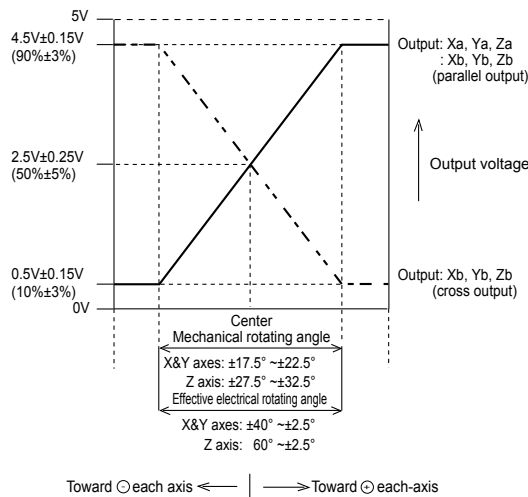
Insulation resistance: Over 1,000M Ω at 500V.D.C.

EMC durability: 100V/m




H40JHK-ZU-3SR3G
(Standard)

■ Output characteristic



■ Terminal Connection Diagram



Feteris Components B.V.

Scheveningseweg 15 ☎ +31 70 3924421
2517 KS The Hague ☎ +31 70 3644249
The Netherlands

www.feteriscomponents.com
sales@feteriscomponents.nl

Offices in : Benelux | France | Germany | United Kingdom | USA | Italy

FETERIS *Components*
Sensors & M.M.I. Products